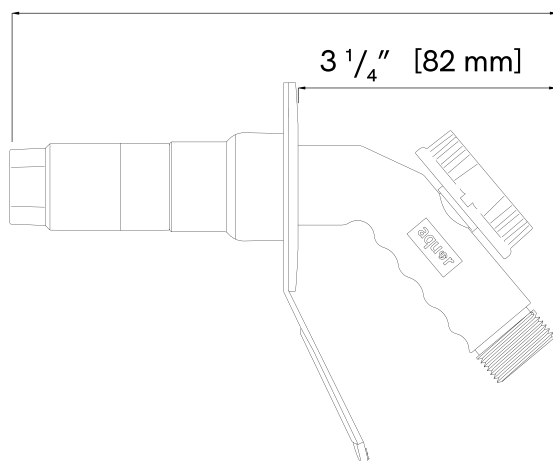
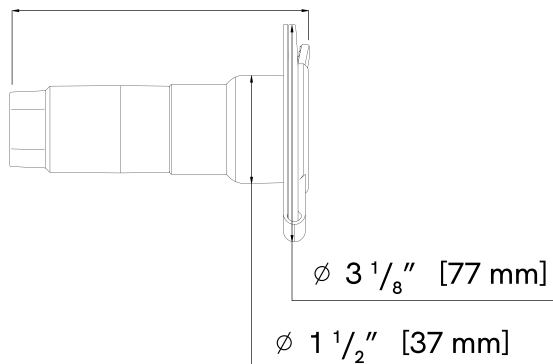




7 1/4" [184 mm]



4" [102 mm]

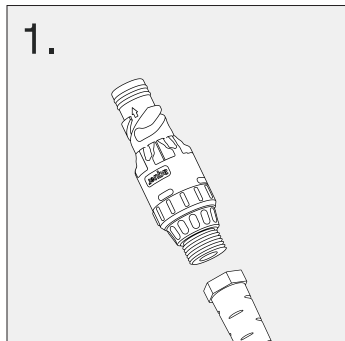


Flush-mounted stainless steel hydrant with hose connector. A reliable, leak-proof water outlet that can be used anywhere water access is needed, on land or sea. Designed for pressurized water sources attached via hose. Installs vertically or horizontally. Can be used for incoming or outgoing water flow. Rubber EPDM plug cover fits snugly into outlet, sealing out any dirt or debris when not in use.

- Instant water access with a simple push & twist
- Install as an inlet or an outlet, horizontally or vertically, on your camper, RV, and more
- Lead-free and corrosion resistant 316L stainless steel, leak-proof Viton® O-rings
- Standard 1/2" female NPT inlet included, optional 90° elbow also available
- To reverse hose threads for incoming water, use our Double Female Hose Adapter (FA-4)

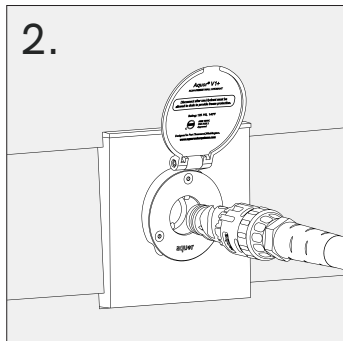
<b>In the Box</b>	Hydrant, EPDM Plug Cover, CN-F-BLK, 3x Mounting Screws
<b>Common Use</b>	Tank Fill, Washdown
<b>Backflow Protection</b>	No
<b>Entry Hole</b>	1.5"
<b>Inlet</b>	1/2" NPT (f)
<b>Outlet</b>	3/4" GHT (m)
<b>Operating Temperature</b>	33-140 °F
<b>Operating Water Pressure</b>	25-125 PSI
<b>Flow Rate</b>	6.8 GPM @ 52 PSI
<b>Plumbing Compatibility</b>	All (PEX recommended)
<b>Hydrant Material</b>	316L Stainless Steel
<b>Connector Material</b>	Acetal Resin Polymer
<b>O-Ring Material</b>	Fluorocarbon Rubber
<b>Cover Material</b>	EPDM Rubber
<b>Warranty</b>	Limited LIFETIME all stainless steel parts, 5 years polymer parts
<b>SKU</b>	DW-5

## Connecting to your Aquor Hydrant



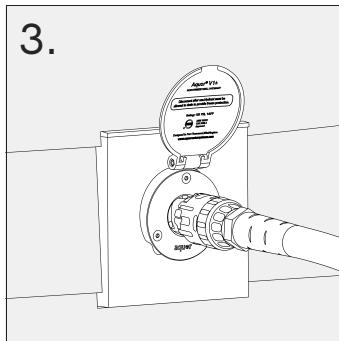
1.  
First thread your hose connector onto any hose.

*Wide Grip Connector shown for demonstration.*



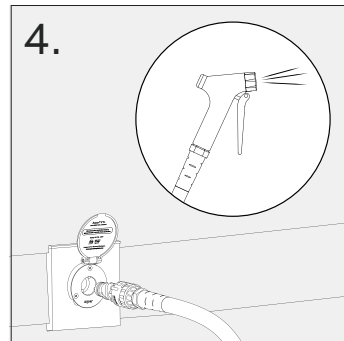
2.  
To connect, align the 3 grooves on the connector with the nibs on the hydrant. Gently push in, then twist clockwise.

*Wide Grip Connector and House Hydrant V1+ shown for demonstration.*



3.  
Once you connect, the valve opens and water flow starts instantly.

*Wide Grip Connector and House Hydrant V1+ shown for demonstration.*



4.  
Disconnect and depressurize your hose before storing.

*Wide Grip Connector and House Hydrant V1+ shown for demonstration.*