

Unable to install an Aquor Wall Hydrant? No problem, the Faucet Adapter converts your existing spigot into an Aquor quick connect outlet. Aquor's 100% stainless steel outlet provides a professional grade solution for those that need quick access to water frequently.

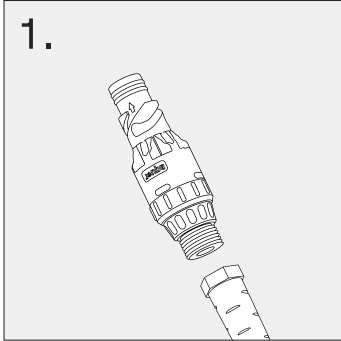
- Adapts any garden hose or hose bib into an Aquor Outlet
- Instant hose connections in less than a second
- Perfect for filling buckets and connecting to garden hoses
- Vacuum-casted stainless steel body and heavy-duty polymer connector
- Swivel joint positionable in any direction

In the box	Swivel Outlet, CN-S1-B
Outlet	3/4" GHT (m)
Operating Temperature	33-140 °F
Operating Water Pressure	25-125 PSI
Flow Rate	6.8 GPM @ 52 PSI
Outlet Material	Stainless Steel
Connector Material	Acetal Resin Polymer
O-Ring Material	Fluorocarbon Rubber
Warranty	Limited LIFETIME all stainless steel parts, 5 years polymer parts
SKU	FA-2

How to Use

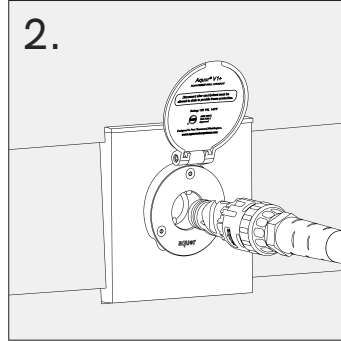
Simply attach the hose connector to any hose, and insert into the adapter, the connector acts as a quick connect key, providing water security. Enjoy instant water flow and zero-maintenance.

Connecting to your Aquor Hydrant



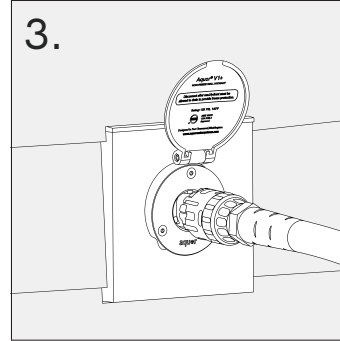
First thread your hose connector onto any hose.

Wide Grip Connector shown for demonstration.



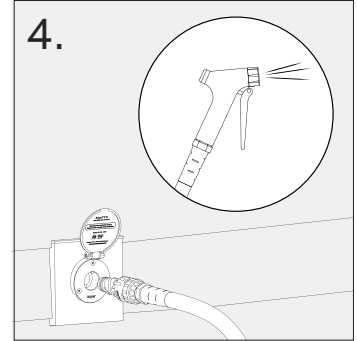
To connect, align the 3 grooves on the connector with the nibs on the hydrant. Gently push in, then twist clockwise.

Wide Grip Connector and House Hydrant V1+ shown for demonstration.



Once you connect, the valve opens and water flow starts instantly.

Wide Grip Connector and House Hydrant V1+ shown for demonstration.



Disconnect and depressurize your hose before storing.

Wide Grip Connector and House Hydrant V1+ shown for demonstration.